





### Morning At a Glance

 <p><b>The Bible Helps Us Live for God</b></p>	<p><b>BIBLE PASSAGE:</b> 2 Timothy 3</p>
<p><b>BIG PICTURE QUESTION and ANSWER</b></p>	<p><b>What is the Bible?</b> The Bible is God's Word that tells us what is true about God and ourselves.</p>
<p><b>CHRIST CONNECTION</b></p>	<p>Paul wrote to teach Timothy how to live for God. The Bible tells us about God's plan for people to have forgiveness through His Son, Jesus. Jesus obeyed God's Word perfectly. We can follow Jesus' example to read, believe, and obey the Bible as we live for God's glory.</p>
<p><b>MEMORY VERSE</b></p>	<p>"Your Word is a lamp for my feet and a light on my path". Psalm 119:105 (CSB)</p>

<p><b>8:45/10:45 - 9:13/11:13</b> OPENING ACTIVITIES</p> 	<p><b>SUPPLIES:</b> Small Group Binder, Books of the Bible Cards, memory verse poster &amp; cards, markers, crayons</p> <p>Offering Take Attendance Books of the Bible Memory Verse Review Coloring &amp; Activity pages</p>
<p><b>9:15/11:15 - 9:55/11:55</b> LARGE GROUP</p> 	<p><b>SUPPLIES:</b> Bibles, SG Binder</p> <p><b>Take your Small Group Binder with you - Attendance Roster is inside</b></p> <p><b>Take the plastic bag with the THUMB items &amp; prayer cards and glue sticks with you to LG.</b></p>
<p><b>9:55/11:55 - 10:15/12:15</b> SMALL GROUP</p> 	<p><b>SUPPLIES:</b> timeline poster, Bibles,</p>
<p><b>10:15/12:15</b> PARENT PICK-UP</p>	<p>Connect with parents. Wipe the table with Clorox wipes, Put supplies away neatly. Erase white board.</p>



## Be With Jesus

### Read the Bible Passage: 2 Timothy 3

- Verses 1–13. Of what are the evil traits listed here a characteristic expression? What by contrast ought true Christians to be like? How can we counter such evil tendencies: (a) in ourselves, and (b) in the community to which we belong?
- Verses 14–17. What great things can the right use of the Bible do for us? Note its contributions at each stage from (a) early childhood and its dependence on others, through (b) adolescence and its discipline, to (c) mature manhood and its active service. What must we do fully to enjoy these benefits?

### Leader's Bible Study

In 2 Timothy 3:16-17, Paul points out that Scripture is enough for us. It is our source for godliness and our final authority in matters pertaining to doctrine. The confessions of every Protestant denomination affirm the sufficiency of Scripture.

Why does this matter for kids? We need to teach our kids that even though the Bible may not mention everything in life, it mentions everything we need to know about God, His plan to save us, and how we can live a holy life to please Him.

It is important in a world that has become increasingly hostile to biblical truth that we teach our kids the value of reading it and applying it to our lives daily.

What is important for us to remember and for kids to know about the Bible?

1. The Bible is how God speaks to us. The words of the Bible are not like any other document on earth. They are the way God chose to tell us what He is like.
2. The Bible is about God and for us. One common misunderstanding about the Bible is that the Bible is about us. As we are reminded each week in our Christ connection, the Bible is about Jesus, but it is for us. It is how we can understand, apply, and teach others what God is like.
3. The Bible is how we can know how to love God and live for God. God speaks to us through His Word, shows us what He is like, and tells us how life works best and how we can live for Him in the world He has made for us.

Take a moment to thank God for the Bible as you prepare to show your kids the beauty of Christ in the pages of Scripture.

Paul told Timothy that all of the Bible is important for us to grow and to know. This is just as true for kids. The question is not what parts of the Bible we should teach kids but how we should teach all of the Bible to kids.

**TERMS TO KNOW Sufficiency of Scripture: The Bible is all we need to equip us for a life of faith and service.**



**“The Bible Helps Us Live for God”**  
(The text of the Bible Story Video)

A man named Paul wrote a letter to his friend Timothy. Paul was a follower of Jesus. He was also a missionary; he went wherever God sent him and told people the good news about Jesus. Timothy had traveled with Paul and helped him. Now Timothy was a leader at a church.

Two letters from Paul to Timothy are part of the Bible. In the second letter, Paul taught Timothy about living for Jesus and how to help others live for Jesus too.

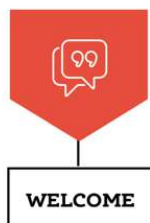
This is what Paul wrote: “Hard times are coming. Some people will not live for God. They will love themselves and money most of all. They will be proud, unloving, and unholy. They will disobey their parents and live without self-control. Instead of loving God, they will do whatever feels good to them. Stay away from these people. They will never come to know the truth about God.”

Paul reminded Timothy of two men, Jannes (JAN eez) and Jambres (JAM breez), who had challenged Moses in Egypt. They were foolish not to believe the truth.

Paul wrote, “You know me well, and you even suffered like I did. Everyone who wants to live for Jesus will face hard times, too. Remember what you have learned and believed. From the time you were a child, you learned from Scripture. The Scriptures are able to give you the wisdom you need to be saved through faith in Jesus.”

Paul knew that the Bible helps people live for God. He said, “All Scripture is inspired by God. It is useful for teaching, for rebuking, for correcting, and for training in righteousness. With the Bible, everyone who follows God can be ready and have everything they need to do every good work.”

**Christ Connection:** Paul wrote to teach Timothy how to live for God. The Bible tells us about God’s plan for people to have forgiveness through His Son, Jesus. Jesus obeyed God’s Word perfectly. We can follow Jesus’ example to read, believe, and obey the Bible as we live for God’s glory.



Greet each student as he or she arrives. Use this time to collect the offering, fill out the attendance roster, build relationships, and help new kids connect to your group.

### 8:45/10:45-9:10/11:10 OPENING ACTIVITIES

Choose one of the games on the **Books of the Bible** and **Memory Verse** game posters (on the classroom wall) to help your kids learn the OT Books of the Bible and this month's memory verse.

**Opening Question:** **SAY** When was the last time you received a letter in the mail—a real letter with an envelope and stamp? How did you feel? Have you ever written a letter to a friend who needed some encouragement? **Connect to the lesson:** In today's Bible story we are going to learn about a letter that was written by a mighty man of God, who was trying to encourage his younger student and friend.

**Plug-In #1 – Coloring Page:** If your children like coloring, invite them to color the page. **ASK** What's something that you've learned to do that took a lot of practice or required a teacher to show you how to do it? To learn a new skill, we often need someone to teach us and help us correct mistakes. Today, we will talk about the ways God's Word helps correct our mistakes so we can live for God.

**Plug-In #2 – Activity Page:** Invite kids to complete the activity page "Along those lines". **SAY** Have you heard those words before—teaching, rebuking, correcting, training? The Bible is useful for all those things. We'll find out more about that today.

**Optional Activity – BIBLE BOOK BALL SORT:** Before the session, locate the ping pong balls with names of books of the Bible written on them (in the game supply bin). Scatter the balls on the floor. Set up two buckets. Designate one Old Testament and the other New Testament. Explain that when you say go, the kids should work together to scoop up the balls and sort them between the bins. When kids finish, review the Bible books and make any necessary sorting corrections. **SAY** Great work! The Bible is made up of 66 books, and they all fit together to tell us what is true about God and ourselves. Today, we'll hear more about why it's important to read, believe, and obey God's Word.

**Optional Activity – WISE VS. FOOLISH:** Write the word wise on a piece of paper. Write foolish on another piece. Tape the papers onto opposite walls. Direct the kids to stand in the middle of the room. Read a characteristic from the following list of wise or foolish traits. Lead kids to guess if the characteristic is wise or foolish and stand on the corresponding wall. **Wise:** loving, joyful, peaceful, patient, kind, faithful, self-controlled **Foolish:** greedy, proud, unloving, disobedient, selfish, against God, reckless. **SAY** The Bible teaches us how to be wise and avoid being foolish. In today's story, we'll learn more about why the Bible is so important for teaching us truth. Do you think we can be wise on our own? Why or why not?

---

**Clean Up and Transition to Large Group – TAKE SG BINDER WITH YOU! ALSO TAKE THE PENCIL BOX OF GLUESTICKS AND BAG LABELED "LARGE GROUP" TO LARGE GROUP!**



LEARN

**3<sup>rd</sup>-5<sup>th</sup> before Large Group:** Distribute Bibles and guide kids to open to 2 Timothy 3. **SAY** All year we have been learning chronologically through the Old Testament. Once a month our Bible story lesson focuses on the truths that we are learning from our Big Picture Questions. Today we are going to learn more about the Bible, and why it is so

important to our lives. **What is the Bible? The Bible is God's Word that tells us what is true about God and ourselves.**

**Please sit in the middle of your small group & help the kids remain quiet and engaged. If a child is disruptive, please have the Service Coordinator or staff call his/her parents.**

**9:15/11:15 - 9:55/11:55 LARGE GROUP (You may want to take notes during the teaching time to follow-up with your kids during Small Group).**

---

---

---

---

**9:55/11:55 - 10:15/12:15**

**LOVE GOD by Applying the BIBLE SKILLS & BIBLE**



**SMALL GROUP**

**Story  
STORY REVIEW (5 minutes)**

Distribute Bibles. Guide boys and girls to open their Bibles to 2 Timothy 3. Explain that 2 Timothy is in the New Testament. Paul wrote this letter to Timothy while imprisoned in Rome. Paul wanted to encourage Timothy to cling to God's Word so he could teach others the truth about Jesus.

**SAY** The stories we've learned in Joshua told us about the Israelites entering the promised land. By the time Paul wrote to Timothy, Rome controlled Israel. The Romans began persecuting Christians, treating them badly. But even in prison, Paul wanted to encourage Timothy.

Paul wanted to make sure Timothy clung to God's Word and taught others to do the same. Anyone who doesn't believe the Bible will reject God and continue in sin. Only those who trust the Bible will be able to understand what Jesus did to save us. We can trust God's Word to teach us how to live with wisdom.

**GROUP DISCUSSION (10 minutes)** Ask the following questions. Lead the group to discuss.

**ASK Why is it important to read the Bible and know what God says?**

*Remind kids that Scripture comes from God and tells us what is true. Invite kids to consider how the wisdom from the Bible goes against the selfish foolishness of those who don't know the truth about God. Encourage kids that the Bible helps us know how to act in a way that pleases God.*

**ASK What did Paul say Scripture is useful for?**

*Remind kids of Paul's words in 2 Timothy 3:16—Scripture is beneficial for teaching, rebuking, correcting, and training in righteousness. Discuss each of these uses. The Bible teaches us what is true about God and ourselves. It shows us where we are wrong and guides us to what is right. It changes us to be more like Jesus.*

**(Option: Choose a volunteer to read Rom. 15:4.)**

**ASK How is God's Word like a light or a lamp?**

*Discuss what it is like to be in a dark room. Light reveals what is hidden and shows us what is actually there. It uncovers what is hidden. In a similar way, the Bible tells us what is true. It reveals truths that we may not see on our own. Scripture gives us hope and good news.*

**(Option: Choose a volunteer to read Ps. 119:33-34.)**

### **ASK How can God's Word help us follow Jesus even when life is hard?**

*Point out that when Paul wrote to Timothy, Paul was in prison. Jesus said that life will not be easy for His followers. Paul encouraged Timothy to not give up. The Bible gives us hope that this life on earth is temporary. Following Jesus is worth it. When we trust in Him, we have hope of forgiveness and life with God forever. Challenge kids to commit to reading the Bible regularly.*

**(Option: Choose a volunteer to read 1 Tim. 6:11-12.)**

### **P.(Pause) R. (Rejoice) A. (Ask) Y. (Yes to God's Will) (3-5 minutes – just before the kids leave)**

*Pass out the "REJOICE" cards. Then SAY Let's remember what P – R – A – Y stands for. P reminds us to PAUSE and be still and know that God is here and is listening to us. R reminds us that as we are praying, we can REJOICE in so many things – who God is, how He is ruling and in control of all things, how He provides for us every single day...A reminds us that God tells us to come to Him and ASK – to tell Him what is on our hearts and minds and give Him our requests, and the letter Y reminds us to YEILD (or say YES) to God. SAY This month we are back to using our REJOICE cards as we pray. Read aloud this month's Big Picture Question and Answer and invite the kids to pray to God by drawing or writing down how they would like to rejoice that God's Word tells us what is true about God and about ourselves! Remind them that the Holy Spirit is always ready and willing to help us!*

### **LIVE THE MISSION OF THE GOSPEL**

Encourage the kids to use their THUMB card to remember to pray for unreached people groups.

### **10:15/12:15 PARENT PICK-UP**

Try to connect with each parent as they arrive. Mention something their child said, how they answered questions, learned part of the memory verse, etc.

***Wipe the table with Clorox wipes. Check lids are on markers.  
Neatly return all the supplies to the appropriate bin. Erase the whiteboard.***

***THANK YOU FOR DISCIPLING THE NEXT GENERATION!***