






Morning At a Glance

	<p>God Stopped the Jordan River</p>	<p>BIBLE PASSAGE: Joshua 2-4</p>
<p>BIG PICTURE QUESTION and ANSWER</p>		<p>What is the Bible? The Bible is God’s Word that tells us what is true about God and ourselves.</p>
<p>CHRIST CONNECTION</p>		<p>God went ahead of Joshua and the Israelites into the promised land. He showed His power to them so they would trust in Him. When Jesus came to earth, He showed His power so people would trust in Him and be saved from sin.</p>
<p>MEMORY VERSE</p>		<p>“Your Word is a lamp for my feet and a light on my path”. Psalm 119:105 (CSB)</p>

<p>8:45/10:45 - 9:13/11:13 OPENING ACTIVITIES</p> 	<p>SUPPLIES: Small Group Binder, Books of the Bible Cards, memory verse poster & cards, markers, crayons</p> <p>Offering Take Attendance Books of the Bible Memory Verse Review Coloring & Activity pages</p>
<p>9:15/11:15 – 9:55/11:55 LARGE GROUP</p> 	<p>SUPPLIES: Bibles, SG Binder</p> <p><i>Take your Small Group Binder with you – Attendance Roster is inside</i></p>
<p>9:55/11:55 - 10:15/12:15 SMALL GROUP</p>  	<p>SUPPLIES: timeline poster, Bibles,</p>
<p>10:15/12:15 PARENT PICK-UP</p>	<p>Connect with parents. Wipe the table with Clorox wipes, Put supplies away neatly. Erase white board.</p>



Be With Jesus

Read the Bible Passage: Joshua 2-4 JOSHUA 2

- How does the story in this chapter justify the statement in Heb. 11:31? Compare Rahab's words with the actual position of the Israelites at the time and note especially verse 11.
- Observe how Rahab's faith kindled the faith of the spies. What stimulus does this give us in the life of faith? What parallel is suggested to you by the house protected by the scarlet thread? With verse 19, cf. Exod. 12:22.

JOSHUA 3 & 4

- Work out the order of events, as the people entered the promised land. Note the parts played by God and by the people. What principles of progress in the Christian life are illustrated here?
- Compare and contrast the position and attitude of the people here with that of their fathers in Num. 14:1-10. Which group reflects your own attitude?

Leader's Bible Study

The children of Israel often gave in to worry and bitterness. Their attitude revealed deeper heart issues: their belief that God had failed to take care of them and would fail in the future. It was in the 40 years of wandering in the desert that God showed them over and over that He was worthy of their trust. Yet they still did not trust Him.

When God provided supernatural food for them to eat, they craved the food of Egypt. (Num. 11:4-6) When they first encountered the inhabitants of Canaan, they were filled with fear because they didn't trust that God would be with them. (Num. 13:33) God went out of His way to deliver His people, protect them, and provide for them. He showed He is all-powerful and trustworthy.

Read Moses' words in Deuteronomy 6:20-24. Moses implored the Israelites to remember what God had done and testify to their children of His faithfulness. God had brought them out of Egypt to keep His covenant with Abraham. He gave them instructions for their good.

Meditate on Moses' proclamation: "We were slaves in Egypt, but God, by his grace, set us free." This truth is particularly helpful for us when we face difficulties and periods of anxiety. We can have peace in the present by looking backward in gratitude and forward with hope. When we look back at our lives and the millions of ways God has provided and protected us, our hearts should be filled with gratitude. Based on God's character as revealed in Scripture and in our lives, we can look forward with hope, knowing that God, who has preserved us, will continue to do so until He comes to bring us home.

As you get ready to teach, prepare your heart by reminding yourself of God's faithfulness. Tell the kids in your group how God has shown Himself worthy of your trust. They too can put their hope in a God who never fails.

IDEAS TO CONSIDER The purpose of miracles: The purpose of this miracle is to declare God's might to all the peoples of the earth and to encourage Israel to always fear the Lord. (Josh. 4:24)



“God Stopped the Jordan River”

(The text of the Bible Story Video)

God had promised that Abraham’s descendants would live in Canaan (KAY nuhn). He would give them the land. After wandering in the wilderness for 40 years, it was time for the remaining Israelites to enter the promised land. Now the only thing keeping the Israelites from their new home was the Jordan River. The river was deep and wide. The Israelites could never get across on their own, but God was going to help them.

God told Joshua and the other leaders what to do. First, the priests carried the ark of God ahead to the edge of the river. The ark reminded the people that God was with them. The rest of the Israelites followed behind the ark.

Joshua said, “Listen. God is going to do something great. When these men carry the ark of God into the river, God will stop the water in the river. Then you will know God is with us.”

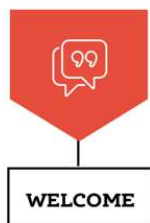
The people watched as the priests carrying the ark took a step into the river. God made the water stop! The priests stood on dry ground in the middle of the river, and then all of the Israelites crossed safely on dry ground.

God told Joshua, “Choose 12 men to take 12 stones from the middle of the river where the priests are standing. They should put them down in the place where you spend the night tonight.”

God wanted the stones to be a memorial. A memorial is something that helps people remember a person or event. The people would see the stones and remember that God helped them cross the river. In the future, when children saw the stones and said, “Why are these rocks here?” the people could tell their children that God stopped the water, and everyone would know that God is mighty.

The Israelites did exactly what God told them to do. They picked up 12 big stones to make a memorial. Finally, the priests with the ark crossed the river, and the water began to flow again. The river was deep and wide like it had been before. At last, God’s people were in the promised land!

Christ Connection: God went ahead of Joshua and the Israelites into the promised land. He showed His power to them so they would trust in Him. When Jesus came to earth, He showed His power so people would trust in Him and be saved from sin.



Greet each student as he or she arrives. Use this time to collect the offering, fill out the attendance roster, build relationships, and help new kids connect to your group.

8:45/10:45-9:10/11:10 OPENING ACTIVITIES

Choose one of the games on the **Books of the Bible** and **Memory Verse** game posters (on the classroom wall) to help your kids learn the OT Books of the Bible and this month's memory verse.

Opening Question: SAY Can you think of a time when something you really wanted seemed too hard to get, or maybe you had to wait too long to get it? What was it? Do you remember how you felt as you waited? **Connect to the lesson:** Today we are going to hear the story of the Israelites finally passing over into the promised land...something they had waited a very, very long time for.

Plug-In #1 – Coloring Page: If your children like coloring, invite them to color the page. **ASK** Have you ever been to a big river or lake? What was it like? In today's Bible story we are going to learn about when God's people needed to cross a large river to enter into the promised land.

Plug-In #2 – Activity Page: Invite kids to complete the activity page. **SAY** Have you ever seen a monument or memorial? Memorials help us remember something important. Memorials usually remind us of an historic person or event. The Israelites made a memorial to remember something God did for them. We'll learn about it in today's lesson!

Optional Activity – GAME: FOLLOW THE LEADER Before the session, write the following obstacles on separate sheets of paper: **river, mountain, tall grass, low tree limbs, lions**. Teach the following motions for each obstacle:

river—paddle a canoe

mountain—make a climbing motion tall

grass—sweep arms side to side

low limbs—walk while ducking down

lions—back up slowly with arms overhead

Choose a leader to stand at the front of the room, facing the group. Stand at the back of the room and hold up the signs one at a time in random order for the leader to see. The leader should shout out the obstacle and lead the group in the correct action. As time allows, play again with a new leader. **SAY** Which is more difficult: leading or following? Why? In today's Bible story, we'll hear about a time the Israelites needed to trust their leader in order to move forward.

Optional Activity – GAME: CROSS THE RIVER (You may want to use the large group space) Use blue tape to in the supply bin to mark a "river" in the middle of your room. Run two parallel lines of tape across the room, leaving about four feet between the lines. Select two kids to be It and stand in the river. They may not step out of the river. Gather the rest of the group on one side of the room. Call out a characteristic. Each kid who matches that characteristic will run to the opposite wall while avoiding the two kids who are It. Kids who are tagged will join the kids in the river. (Example characteristics: girls, boys, wearing brown shoes, wearing shorts, wearing red) **SAY** It's hard to cross a river with obstacles in your way! In today's Bible story, the Israelites faced an obstacle to entering the promised land, and only God could help them get across the wide river in their way.

Clean Up and Transition to Large Group – TAKE SG BINDER WITH YOU!

TAKE THE PENCIL BOX OF GLUESTICKS TO LARGE GROUP!



LEARN

3rd-5th before Large Group: Distribute Bibles and guide kids to open to Joshua 3-4. Last week we learned about how God encouraged Joshua and promised to be with him as he led the Israelites into the promised land, where they would be victorious and find rest. This week we are going to see how this happens! Let's pay close attention as we watch how God takes care of obstacles standing in the Israelites' way of getting into the promised land!

Please sit in the middle of your small group & help the kids remain quiet and engaged. If a child is disruptive, please have the Service Coordinator or staff call his/her parents.

9:15/11:15 - 9:55/11:55 LARGE GROUP (You may want to take notes during the teaching time to follow-up with your kids during Small Group).



LOVE



LIVE

9:55/11:55 - 10:15/12:15 SMALL GROUP

LOVE GOD by Applying the Story

BIBLE SKILLS & BIBLE STORY REVIEW (5 minutes)

Distribute Bibles. Guide boys and girls to open their Bibles to Joshua 4. Explain that the Book of Joshua is the sixth book of the Bible and the first book in the History division of the Old Testament. The first five books are called the Law. The Law showed the Israelites that they needed God in order to be holy. In the Book of Joshua, we see that God fulfilled the promises He made in the first five books by helping the Israelites enter the promised land.

Read Joshua 4:23 aloud.

REVIEW: God reminded the Israelites of His power by stopping the Jordan River. Not only did He fulfill His promise of helping them enter the promised land, but God also reminded the Israelites how He saved them from slavery in Egypt. By fulfilling His promises, God reminded the Israelites they could trust Him.

God also fulfilled His promise to save us from sin by sending His Son, Jesus, to die on the cross and rise again. We can trust God because He tells the truth and does what He says He will. Just like the Israelites built the memorial to remember how God helped them cross the Jordan River, we want to remember what Jesus did by beating death and saving us from our sins. One great way to remember God and what He has done is by studying the Bible. **What is the Bible? The Bible is God's Word that tells us what is true about God and ourselves.**

GROUP DISCUSSION (10 minutes) Ask the following questions. Lead the group to discuss.

ASK Can you think of a time you felt nervous about going somewhere new? How can remembering thinking about God help you when you feel afraid?

Encourage kids that God sent the ark of God for the Israelites to follow, and He goes before us when we follow Him. When we follow Jesus, we can trust that His Word—like a light and a lamp on a path—will lead and guide us as we read it and do what it says. (Option: Choose a volunteer to read Ps. 119:105.)

ASK Do you ever find it difficult to obey God's Word? Why?

Invite kids to share their thoughts. Suggest that some of the Israelites, and maybe even the priests carrying the ark, might have wondered about God's commands. But God always knows what is best for His people. Obeying God's Word, no matter how we feel shows that we love Him and that we really believe that He knows what is best for us. (Option: Choose a volunteer to read Rom. 8:28.)

ASK Why did God tell the Israelites to build a memorial?

Remind kids that a memorial helps people remember something. Guide kids to think of how the Israelites needed God's help to cross the Jordan River. Invite kids to consider how God stopping the water showed His power. Discuss the reasons understanding God's power can help us love and obey Him.

ASK What are some ways we can remember God is powerful?

Invite kids to consider keeping a prayer journal, telling others about God's power, and reading the Bible daily. Encourage kids to memorize Scripture that reminds them of His power.

P.(Pause) R. (Rejoice) A. (Ask) Y. (Yes to God's Will) (3-5 minutes – just before the kids leave)

Pass out the "REJOICE" cards. Then SAY Let's remember what P – R – A – Y stands for. P reminds us to PAUSE and be still and know that God is here and is listening to us. R reminds us that as we are praying, we can REJOICE in so many things – who God is, how He is ruling and in control of all things, how He provides for us every single day...A reminds us that God tells us to come to Him and ASK – to tell Him what is on our hearts and minds and give Him our requests, and the letter Y reminds us to YEILD (or say YES) to God. SAY This month we are back to using our REJOICE cards as we pray. Read aloud this month's Big Picture Question and Answer and invite the kids to pray to God by drawing or writing down how they would like to rejoice that God's Word tells us what is true about God and about ourselves! Remind them that the Holy Spirit is always ready and willing to help us!

LIVE THE MISSION OF THE GOSPEL

Review what was shared in large group about unreached people groups and the THUMB acronym.

10:15/12:15 PARENT PICK-UP

Try to connect with each parent as they arrive. Mention something their child said, how they answered questions, learned part of the memory verse, etc.

***Wipe the table with Clorox wipes. Check lids are on markers.
Neatly return all the supplies to the appropriate bin. Erase the whiteboard.***

THANK YOU FOR DISCIPLING THE NEXT GENERATION!